

# Flexural Behavior of High Strength Concrete Incorporated Super Absorbent Polymer (SAP)

Suhad Mohammed Abd, Baidaa Khdheer  
*Department of Civil Engineering, Engineering College, University of Diyala*  
Baidaakhdheer@gmail.com

## Abstract

This research include the study of flexural behavior of reinforced concrete beams with and without addition of super absorbent polymer (SAP) to concrete, two groups of concrete mixture were used; each one have five concrete mixture (Reactive Powder Concrete RPC, Modified Reactive Powder Concrete, Self Compact Concrete SCC, High Strength Concrete HSC and Normal Strength Concrete NSC) four of them with high compressive strength and the last one with normal compressive strength. Group A casting concrete without addition of SAP, group B casting concrete with addition of SAP. Ten beams are molded of (200\*300\*1700) mm dimension with same steel reinforcement. Flexural tested for all beams was doing and load-deflection relationships of beams with and without SAP were established. Test results had shown that beams casting with addition of SAP (group B) proved to have larger load carrying capacity and lower deflection compared with group A.

**Keywords:** Flexural behavior, High-Strength Concrete, Superabsorbent Polymer, Internal Curing IC.

**Paper History:** Received: (2/1/2017), Accepted: (9/4/2017)

## 1.Introduction

High strength concrete HSC with a low water-cement ratio has become widely used in the last decades, it needs particular curing to complete hydration process so addition of super absorbent polymer (SAP) as internal curing and its effect on flexural behavior of high strength reinforced concrete beams studied in this research. In engineering, deflection is the degree to which a structural element is displaced under a load, to improve this behavior, it is necessary to use internal curing to concrete to ensure the complete of cementation material hydration and reduce of self-desiccation, the phenomena that occurs in high strength mixes of concrete due to insufficient internal curing, in this study SAP is used as internal curing material. Super

absorbent polymer (SAP) is one of the most important materials in modern polymer technology (1, 2), it can absorb hundreds milliliters (ml) of water per gram of its weight. The purpose of this study is to experimentally evaluate the effect of SAP as internal curing agent in order to increase the applied load and decrease the deflection of beams by complete the hydration of cement material, after SAP particle absorb the external water during mixing of concrete, the water released from SAP to continue the hydration of cement, i.e producing more gel particles and hence, more development in strength. The addition of SAP to concrete mix lead to decrease in compressive strength especially in early age, this reduction was associated with increase of capillary and gel porosity in the internally cured system because SAP expands after absorbing water, became a hydrogel and acted as voids in the cementation materials [3]. Many author think that the long- term compressive strength can be equal or higher than strength of references mixes [4]. This predicates that there is an increased hydration, leading to strong microstructure of concrete gives greater compressive strength [5].

## 2. Experimental Work

### 2.1 Materials

**2.1.1 Cement:-** Ordinary Portland Cement used in this research was commercially available with the trade mark of (Tasloja). Table 1 & 2 included the physical and chemical properties of this cement respectively, which are conformed to Iraqi Standard Specification I.Q.S. No.5/ 1984 [6]. All tests have been completed at the National Center for Construction Laboratories and Research .

Table 1 Physical properties of the cement.

Physical Properties	Test Results	Iraqi specification No. 5/1984
Fineness using Blaine air permeability apparatus(m <sup>2</sup> /kg)	405	230**
Setting time using Vicat's instruments Initial(min.) Final(hr)	135 3:25	45** 10*
Compressive strength for cement Paste Cube(70.7mm) at: 3days(MPa) 7days(MPa)	24.4 32.3	15** 23**

\* Maximum  
 \*\* Minimum

Table 2 Chemical composition of the cement.

Chemical composition	%(weight)	Iraqi specification No. 5/1984
Lime CaO	61.19	-
Silica SiO <sub>2</sub>	21.44	-
Alumina Al <sub>2</sub> O <sub>3</sub>	4.51	-
Iron Oxide Fe <sub>2</sub> O <sub>3</sub>	3.68	-
Magnesia MgO	2.31	5
Sulfate SO <sub>2</sub>	2.7	2.8*
Loss on ignition L.O.I	2.39	4.0*
Insoluble residue I.R	1.18	1.5*
Lime saturation factor L.S.F	0.87	0.66-1.02
Tricalcium aluminates C <sub>3</sub> A	5.73	-
Tricalcium silicate C <sub>3</sub> S	42.83	-
Dicalcium silicate C <sub>2</sub> S	29.11	-
Teracalcium alumina ferrite C <sub>4</sub> AF	11.2	-

**2.1.2 Fine Aggregate:-** two type of fine aggregate have been used:-

- a- Al-Ukhaider natural sand, grading and physical properties of this sand are conformed with the limits of the Iraqi Specifications No.45/1984 [7], as installed in Tables 3 & 4.
- b- Imported fine silica sand, it has grade particle ≤ 600µm, this type of sand used with RPC and MRPC, the grading of this type shown in Table 5.

Table 3 Grading of fine aggregate.

Sieve size	Passing %	Iraqi specification No. 45/1984 for Zone(2)
4.75 mm	93	90-100
2.7mm	83.4	75-100
1.18mm	69	55-90
600µm	47.3	35-59
300 µm	15.4	8-30
150 µm	0.7	0-10
Pan	zero	Zero

Table 4 Physical properties of fine aggregate.

Physical properties	Test result
Specific gravity	2.6
Sulfate content	0.11%
Absorption	0.75%

Table 5 Grading of silica sand aggregate.

Sieve size	Passing %
600µm	93
300 µm	23
150 µm	4.5
Pan	0

**2.1.3 Coarse Aggregate (CA):-** Crushed gravel used with size range (5-19) mm and (≤12.5)mm as a coarse aggregate used in this study, the grading of the coarse aggregate used and its physical properties conform to Iraqi Specifications No.45/1984 [7], and are presented in Tables 6, 7 & 8 respectively. Sieve analyses of CA and fine aggregate has been done in construction laboratories of civil engineering department at college of engineering in Diyala University.

Table 6 Grading of coarse aggregate size (5-19mm).

Sieve size (mm)	Passing %	Iraqi specification No. 45/1984 for Zone(2)
20	95.559	95-100
10	31	30-60
5	0.771	0-10
Pan	Zero	Zero

Table 7 Grading of coarse aggregate size ≤12.5 mm.

Sieve size (mm)	Passing %	Iraqi specification No. 45/1984 for Zone(2)
12.5	100	90-100
10	88.7	50-85
4.75	0.51	0-10
Pan	Zero	zero

Table 8 Physical properties of coarse aggregate.

Physical properties	Test result
Specific gravity	2.6
Sulfate content	0.08%
Absorption	0.70%

**2.1.4 Water:-** Clean tap water from water supply system was used for mixing concrete and curing it.

**2.1.5 Silica Fume:-** Micro silica considered most reactive than any other natural pozzolana. To product HSC and UHSC need to improve the properties of material, in this research silica fume has become one of most important ingredients .The micro silica has SiO<sub>2</sub> content at least 90% and mean particle size below 0.1 microns , it supplyl from SIKAl company. Table 9 presents the properties of silica fume.

Table 9 Silica Fume Properties.

Type	Densified Silica fume
Form	powder
Color	Gray
Surface area	24000-28000 m <sup>2</sup> /kg
SiO <sub>2</sub>	≥90%
SO <sub>3</sub>	≤0.2%
CaO	≤0.8%

**2.1.6 Super Plastisezer (Glenium 51):-** It is a new generation of super-plasticizing admixture based on chains of modified polycarboxylate ether. It is developed for applications concrete industries when it need highest durability, workability and performance concrete, this type of superplastisezer is free from chlorides and it is suitable with all type of cement and complies with ASTM C494-05(3) type (F). Table 10 presents the technical description of Glenium-51.

Table 10 Technical description of Glenium-51\*.

Form	Viscous liquid
Color	Light brown
Relative density	1.1 @ 20
pH	6.6
Viscosity	128 +/- 30 CPS@20
Transport	Not classified as dangerous
Labeling	No hazard label required

\* From Manufacturer Catalogue.

**2.1.7 Steel Fiber:-** Hooked steel fibers with 50mm length used throughout the experimental program, its density 7800 kg/m<sup>3</sup>, diameter 0.8mm and used for produce RPC and MRPC.

**2.1.8 Super Absorbent Polymer (SAP):-**

A smart material that used in this research represent by superabsorbent polymer (SAP)with white granules appearance and have ability to absorb water about ≥ 350 (pure water, ml/g) and strong gel intensity, grinding it to ensure that small size not leave large pore in concrete paste. Its supply by Areej Al-Furat company. The properties of SAP installed in Table 11.

Table (11) Properties of Super Absorbent Polymer SAP.

Sample name	Agricultural Grade SAP
Appearance	White Granules
Water retention rate (purwater,ml/g)	≥ 350
Gel intensity	Strong
Particle size (mesh)	5-20 mesh,20-80 mesh,30-100 mesh

**2.1.9 Reinforcement Bar:-** Steel bars with different diameters were used for reinforcing concrete beams, the diameter of bars are (16, 12, 10) mm. (3φ16) used for main reinforcement, (2φ12) used for secondary reinforcement and (φ10) used for stirrups, all

these details are installed in Figure 1. All beams were designed to fail in flexural according to ACI 318-14 [8].

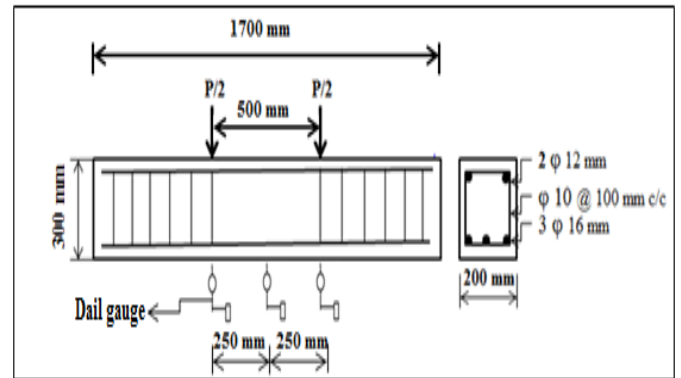


Figure 1: Dimension and reinforcement of beams

**2.2 Casting and Curing:-** Table 12 explain the properties of concrete used in this research for five mixes and their compressive strength are installed in Table 13, ten beams are divided into two groups . Group (A) has five beams casted without SAP while the another group (B) have five beams casted with the addition of SAP. The mixes were casting in ply- wood mold each one separately. After de-molded the specimens, wetted canvas used for curing the specimens for 28 days.

Table 12 Properties of concrete mixes.

Mix type	Cement kg/m <sup>3</sup>	Fine Agg. kg/m <sup>3</sup>	Sand ≤ 600µm kg/m <sup>3</sup>	CA kg/m <sup>3</sup>	Silica fume <sup>§</sup>		Water L/m <sup>3</sup>	Glenium 51 <sup>**</sup>		Steel fiber <sup>***</sup>		SAP <sup>****</sup> kg/m <sup>3</sup>	External water L/m <sup>3</sup>
					% by wt. of cement	kg/m <sup>3</sup>		% by wt. of blinder	L/m <sup>3</sup>	% mix volume	kg/m <sup>3</sup>		
RPC	1000	-	1000	-	25%	250	200	3%	37.5	1.33%	104	3	60
MRPC	1000	-	475	525	25%	250	200	3%	37.5	1.33%	104	3	60
HSC	513	685	-	1080	8.38%	43	130	2.8%	15.7	-	-	1.539	30.78
SCC	513	685	-	685	8.38%	43	141	2.8%	15.7	-	-	1.539	30.78
NSC	375	591	-	1199	-	-	199	-	-	-	-	1.125	22.5

- \* % by weight of cement
- \*\* % by weight of cementation materials (cement+ silica fume)
- \*\*\* % by mix volume
- \*\*\*\* 0.3% by weight of cement for all mixes

Table 13 Compressive strength of concrete mixes.

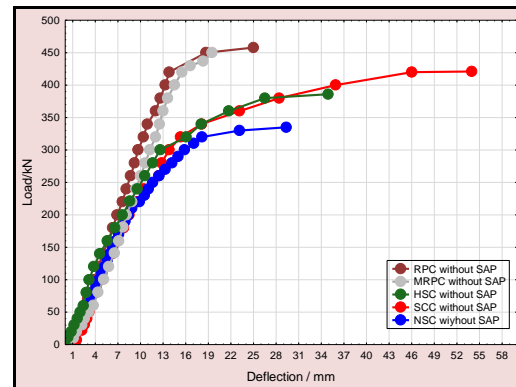
Mix. Type	Compressive strength without SAP (fcu)/(MPa)			Compressive strength with SAP (fcu)/(MPa)		
	7 day	28day	56 days	7 day	28 day	56 days
RPC	120	154	175	80	145	180
MRPC	96	112	132	64	102	139
SCC	76	104	125	50	100	131
HSC	78	110	140	70.5	105	147
NSC	26.55	35.15	40	17	34	45

**2.3 Instrument:-** Hydraulically universal testing machine with capacity (2000) kN and Dial Gauge with maximum measurement of (50) mm is placed in the midpoint of the bottom of beam and two dial gauge positioned at (250)mm from both sides of center (the maximum measurement of (30)mm) as shown in Figure 1, all these tools used in test of beams.

**2.4 Testing:-** Simply supported beams were tested with over span of (1500) mm center to center of supports. Loads applied with two points, clear span between them (500) mm. Relative thick rubber strips were inserted between the concrete and line loads to provide even surface, as well as between support of machine and lower support face of beams, two months the age of testing.

**3. Results and Discussion**

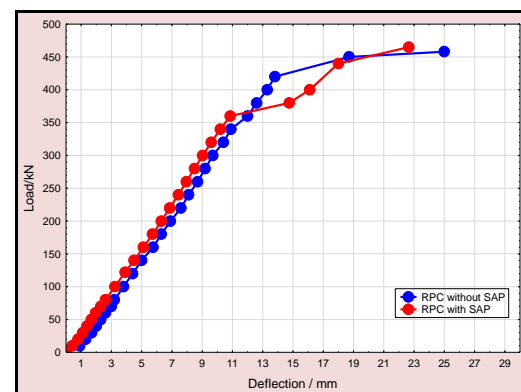
Figure 2 show the load-deflection behavior of beams that casting without SAP, it was clear that beam (B1) that casting with RPC concrete have higher ultimate load than other beams, this is because RPC have higher compressive strength that equal to (154) MPa at age 28 days, the ultimate carrying capacity of the beam has extrusive relationship with compressive strength of concrete. The values of deflection at ultimate loads obtained from the dial gauge readings are presented in Table 14. It was found that the deflection at ultimate load in all beams in group B was lower than the deflection in all beams in group A at (9.4 %, 8%, 20%, 23% and 12%) for (B1, B 2, B 3, B 4 and B 5) respectively. The values of ultimate loads for all beams in group B are slightly higher than the ultimate load in group A for beams (1, 2, 3, 4 and 5) at (1.5%, 1.8%, 3%, 2.4% and 4.12%) respectively. Figures 3, 4, 5, 6 and 7 illustrates the load deflection curves of the specimens group (A and B), the increase in load might be due to improvement of the interfacial transition zone, enhanced hydration due to internal curing, internal curing (IC) increases degree of hydration by released the water from SAP to surrounding concrete, the increase in hydration degree of cement particle lead to a reduction of capillary porosity and producing a denser microstructure leading to more stiffness [9], then lead to increase the load and decrease the deflection.



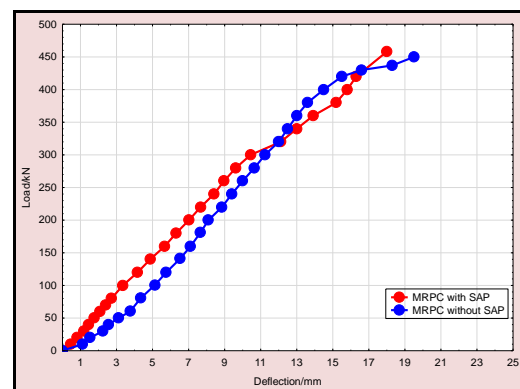
**Figure 2:** Load-Deflection behavior of beams without SAP group A

Table 14 Test results of beams of group (A and B).

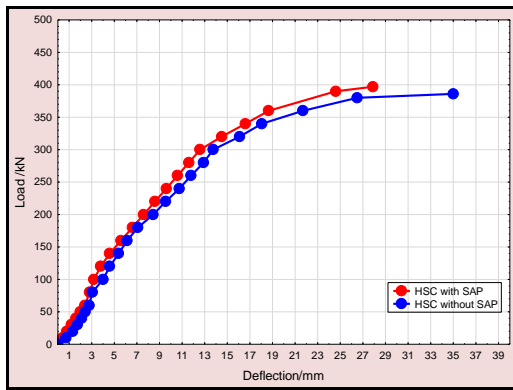
Beam no. / Mix type	Group A		Group B	
	Ultimate load $P_u$ (kN)	Ultimate deflection $\Delta u$ (mm)	Ultimate load $P_u$ (kN)	Ultimate deflection $\Delta u$ (mm)
Beam 1 /RPC	458	25	465	22.65
Beam 2 /MRPC	450	19.5	458	18
Beam 3 /HSC	386	34.9	397	27.89
Beam 4 /SCC	421	54	431	41.48
Beam 5 /NSC	335	29.36	349	25.84



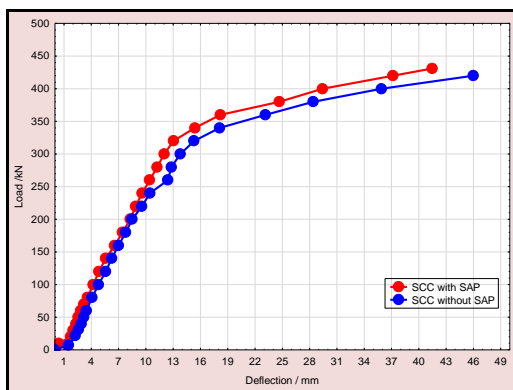
**Figure 3:** Load- Deflection curve of RPC beam 1 with and without SAP



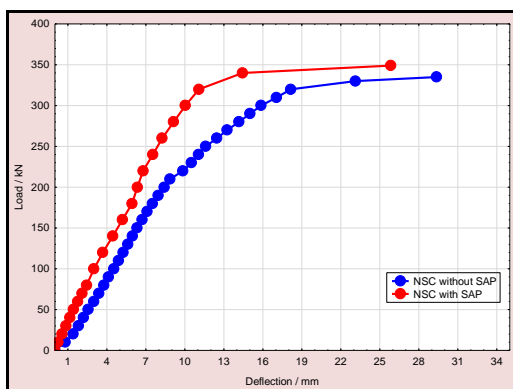
**Figure 4:** Load- deflection curve of MRPC beam 2 with and without SAP



**Figure 5:** Load- Deflection curve of HSC beam 3 with and without SAP



**Figure 6:** Load-Deflection curve of SCC beam 4 with and without SAP



**Figure 7:** Load- Deflection curve of NSC beam 5 with and without SAP

#### 4. Concolusion

On the basis of (10) beams produced from different concrete mixes, and tested for their load-deflection behavior of beams with and without SAP, the main conclusions can be summarized as follows:-

a- Beams casting with concrete have SAP particles and external water for internal curing had a slight effect on ultimate load of beams at group B by increasing load carrying capacity

compared with beams casting without SAP as internal curing by (1.5%,1.8%,3%,2.4% and 4.1%) for (B1, B 2, B 3,B 4 and B 5) respectively

b- The max deflection that results under ultimate load was decreased in beams that have SAP in its concrete with external water compared with beams without SAP, the percentage of reduction was((9.4 %, 8%, 20%, 23% and 12%)for (B1, B 2, B 3,B 4 and B 5) respectively.

#### 5.References

- [1].Buchholz,F.L., & Graham,A.T. Modren Superabsorbent Polymer Technology. John.Wiley& Sons,Inc, 605 Third Ave, New York,NY10016, USA, 1998, 279.
- [2].Frank M., Superabsorbents. In: Bohnet M et al. Ulmann's Encyclopedia of Technical Chemistry, 7<sup>th</sup> edn, electronic release.Wiley-VCH Verlag, 2003.
- [3].Song, C., Choi,Y.C., & Choi,S. Effect of internal curing by superabsorbent polymers-Internal relative humidity and autogenous shrinkage of alkali-activated slag mortars. Construction and Building Materials, 123, (2016), 198-206
- [4].Mechtcherine,V.&Reinhardt,H.W.(Eds.). Application of super absorbent polymers(SAP) in concrete construction : state- of- the- art report prepared by Technical Committee 225-SAP (vol.2), (2012), Springer Science & Business Media
- [5].Giffta,C.C.,and et. al., Study on Internal Curing of High Performance Concrete using Superabsorbent Polymers and Light Weight Aggregate.Asian Journal of Civil Engineering (BHRC),14(5), (2013), 773-781.
- [6].Iraqi Specification No. 5, Portland Cement, Baghdad, Iraq, 1984.
- [7].Iraqi Specification No. 45, Natural Sources for Gravel that is Used in Concrete and Construction, Baghdad, Iraq, 1984.
- [8].American Concrete Institute, ACI Committee 318, Building Code Requirements for Structural Concrete and Commentary, ACI 318M-02/ACI 318RM-05, 2014, 109-157.
- [9].Viktor, M.,&Hans-Wolf, R. Application of Super Absorbent Polymers (SAP)in concrete Construction.RILEM State-of-the-Art Reports,2, (2012), 13-134